



TIME FOR ENGLISH

STUDENT'S BOOK

**PRIMARY ONE
First Term**

**Kathleen Kampa
Charles Vilina**

**Adaptation for Egypt
Nadia Toubia
Sahar Rizk**

Content from
OXFORD
UNIVERSITY PRESS

دار الشروق
Dar El Shorouk

© **Dar El Shorouk 2010**

8 Sebaweh el Masry St.

Nasr City, Cairo, Egypt

Tel.: (+202) 24023399

Fax: (+202) 24037567

E-mail: dar@shorouk.com

www.shorouk.com

ISBN: 978 - 977 - 09 - 2796 - 1

Deposit No.: 5466 /2010

All Rights reserved. No unauthorized photocopying.

This edition of *Time for English 1* originally published as *Magic Time 1 and Magic Time 2* in 2001.

This edition is published by arrangement with Oxford University Press.

This edition licensed for sale in Egypt only.

Printed in Egypt

Adaptation for Egypt: Nadia Touba, Deena Boraie, Sahar Rizk

Musical arrangements and chant music: William Hirtz

Illustrations: Lynn Adams, Yvette Banek, Cathy Beylan, Randy Chewling/HK Portfolio Inc.,
Bill Colrus, Anthony Lewis/HK Portfolio Inc., Margeaux Lucas, Tammy Lyon, Benton Morgan,
Dana Regan, Michael Reid/HK Portfolio Inc., George Ulrich/HK Portfolio Inc., Jamie Smith/HK
Portfolio Inc., Jim Talbot, Vicki Woodworth, Khalid Abd El Aziz, Hany Saleh, Mohammed Twfik

Original characters developed by Amy Wummer

Cover Illustration: Khalid Abd El Aziz

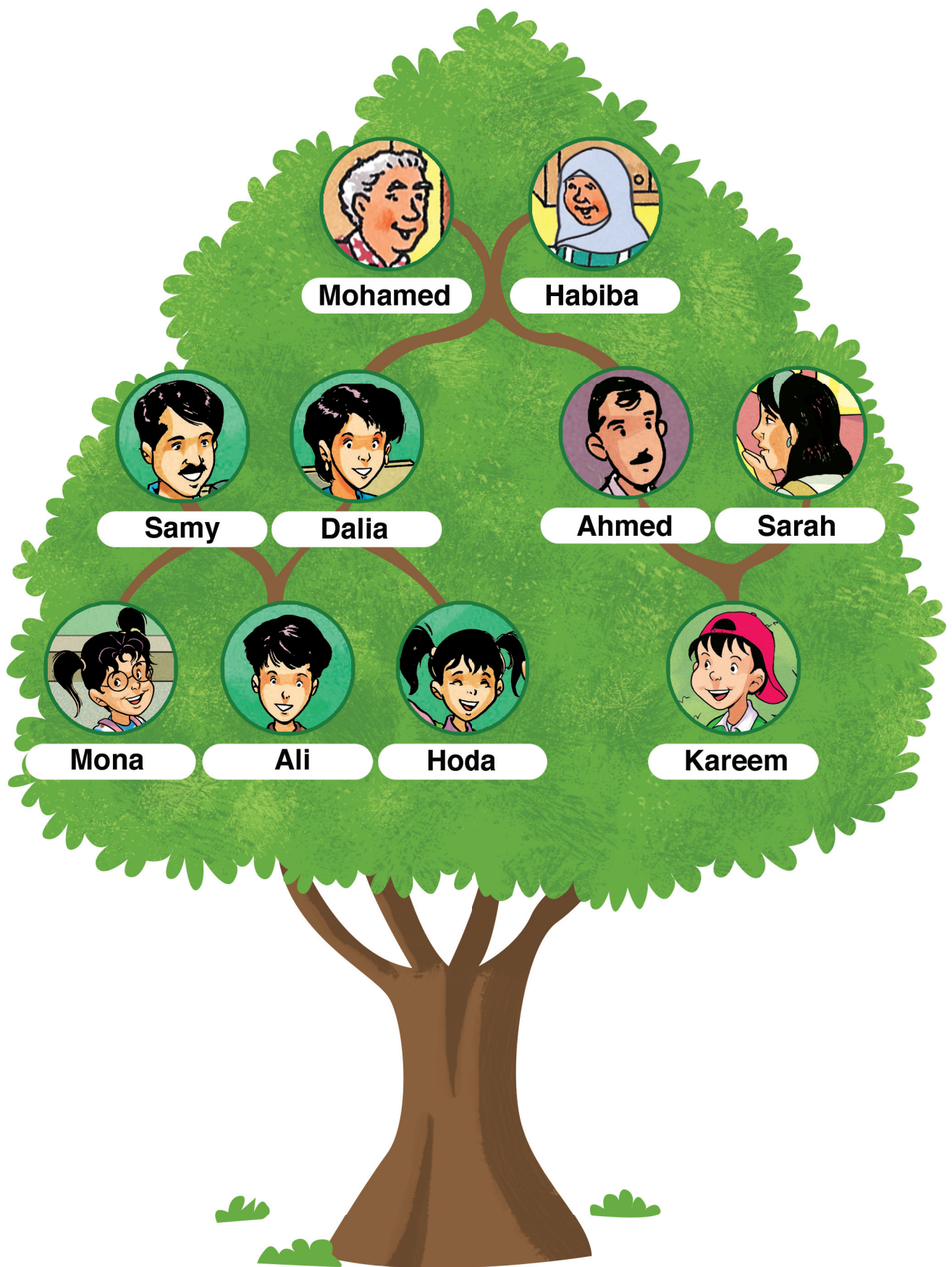
Cover Design: Hany Saleh

Table of Contents

	Page
Syllabus	i
Unit 1 : My Friends	1
Unit 2 : Numbers	9
Unit 3 : My Family	17
Unit 4 : Shapes	25
Unit 5 : Colours	33
<hr/>	
Review	41
<hr/>	
Songs and Chants	49
Word List	53

Syllabus

UNIT	TOPIC	LISTENING / SPEAKING	READING / WRITING	PHONICS	GRAMMAR
1	My Friends	introduce self give and respond to commands: <i>smile, shake hands</i>	trace letters identify different hand movements in writing English recognise small and capital letters	a A b B associate sound of letters with written form	Hello, I'm ...
2	Numbers	identify numbers 1-5 give and respond to commands: <i>count, write</i> describe themselves in terms of age	trace letters trace numbers 1-5 identify different hand movements in writing English recognise small and capital letters	c C d D associate sound of letters with written form	I'm ... years old.
3	My Family	identify members of their family give and respond to commands: <i>stand up, sit down</i>	trace letters distinguish between English and Arabic letters	e E f F associate sound of letters with written form	This is my ...
4	Shapes	identify shapes give and respond to commands: <i>walk, swim</i>	trace letters trace shapes	g G h H associate sound of letters with written form	I see a ...
5	Colours	identify colours give and respond to commands: <i>count, draw</i>	trace letters identify contrastive sounds between English and Arabic (/dʒ/ and /g/) recognise small and capital letters	i I j J associate sound of letters with written form	It's ...
REVIEW					





My Friends

Word Time

A.  Listen and repeat.

1.



Mona

2.



Kareem

3.



Samy

4.



Sokkara

B.  Listen and point below. Then chant.




Use the Words

A.  Listen and repeat.

Hello! I'm Kareem.



B.  Listen and point below.

C.  Listen and point. Then sing along.



Action Word Time

A.  Listen and repeat.

1.



smile

2.



wave

3.





shake hands

4.



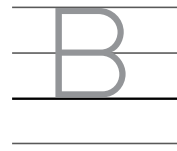
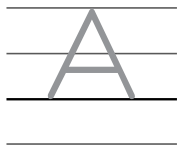
nod

B.  Listen and point below. Then chant.



Phonics Time

A. Make the shape of each letter.



B. Listen and point.



ant



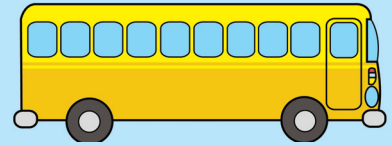
apple



arm



boy





bus



bird

C. Listen and point. Then sing along.





Word Time

 Match. Draw.

1.



Mona

2.



Kareem

3.



Samy

4.



Sokkara

a.



b.



c.



d.



Use the Words

 Circle Mona, Kareem, Samy, and Sokkara.


1. Mona



2. Kareem



3. Samy



4. Sokkara



Hello, I'm _____.


Action Word Time

 Which ones are the same? Circle.

1. wave



2. shake hands



3. smile









4. nod









Phonics Time

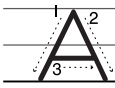

ant apple arm boy bus bird

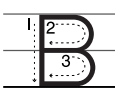
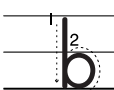
A. Circle the beginning sound.

1.   2.   3.  

4.   5.   6.  

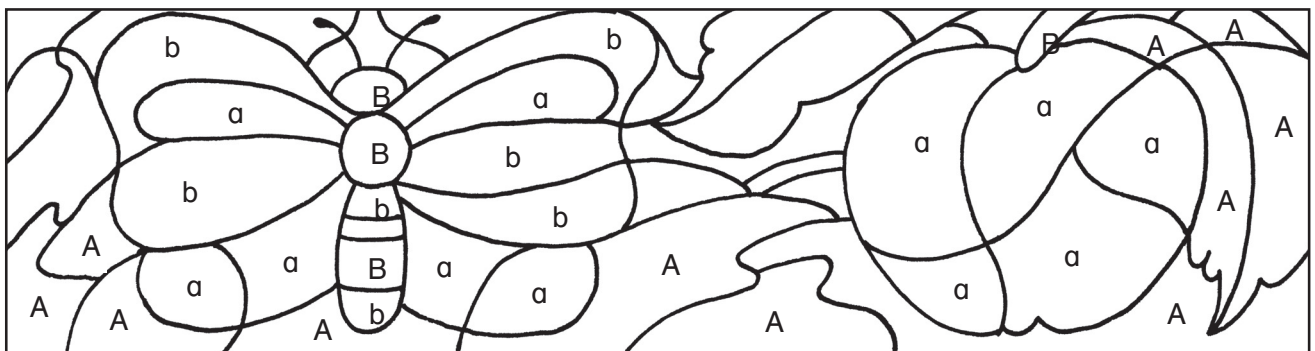
B. Write the letters.

 A  a

 B  b

C. Colour the picture. Use the colour key.

A =  green a =  red B =  black b =  yellow  =  blue





Numbers

Word Time

A.  Listen and repeat.

1

one

2

two

3

three

4

four

5

five

B.  Listen and point below. Then chant.


C.  Listen and write the number.



Use the Words

A.  Listen and repeat.

I'm one year old.



I'm five years old.

B.  Listen and point below.

C.  Listen and point. Then sing along.



Action Word Time

A.  Listen and repeat.



draw



read



write



count

B.  Listen and point below. Then chant.

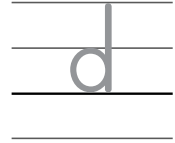
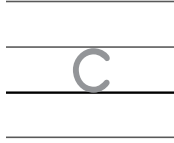
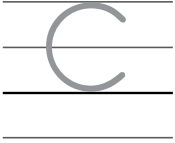
C.  Listen and write the number.



1 2 3 ...

Phonics Time

A. Make the shape of each letter.



B.  Listen and point.




cake




car



cat



dog



donkey



doll

C.  Listen and point. Then sing along.





Word Time

 **A. Trace the numbers.**

1


2


3

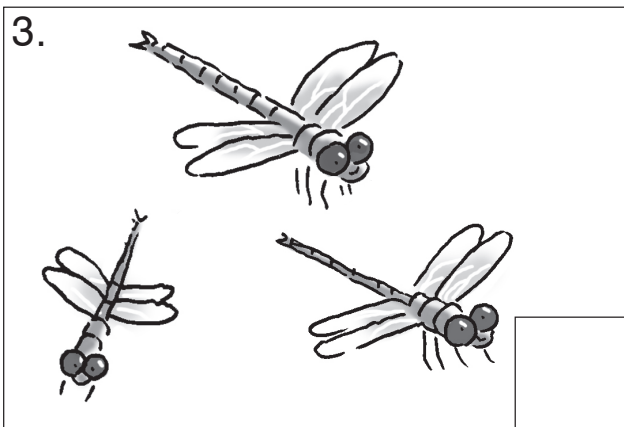
4

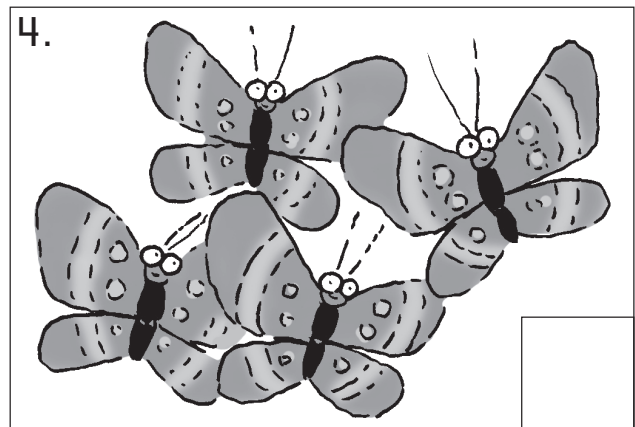
5

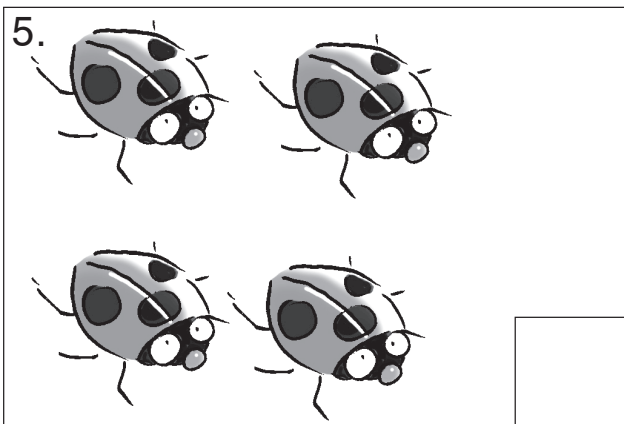
 **B. How many? Write the number in the box.**


1. 

2. 

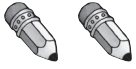
3. 

4. 

5. 

6. 

Use the Words



A. Count. Write the number. Colour.

1.



2.




3.



4.



5.



6.




B. Write the missing numbers. Write your age.




1 _ _ 4 _

I'm _____ years old.




Action Word Time


 Which ones are the same? Circle.



2. write



3. draw



4. count



Phonics Time


cake car cat dog donkey doll



A. Circle the beginning sound.


1.

c
d




2.

c
d




3.

c
d



4.

d
c




5.

d
c

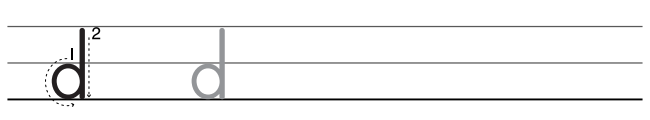





6.


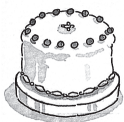


d
c



B. Write the letters.



C. Connect the objects with the same beginning sound.





My Family

Word Time

A.  Listen and repeat.

1.



mother

2.



father

3.



sister

4.



brother

B.  Listen and point below. Then chant.

C.  Listen and write the number.



Use the Words

A.  Listen and repeat.

This is my mother.



B.  Listen and point below.

C.  Listen and point. Then sing along.



Action Word Time

A.  Listen and repeat.




stand up



sit down




hands up



hands down


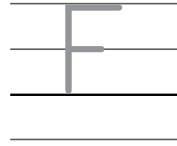
B.  Listen and point below. Then chant.

C.  Listen and write the number.



Phonics Time


A. Make the shape of each letter.



B.  Listen and point.



eight



elephant




egg



farmer





fish



fan

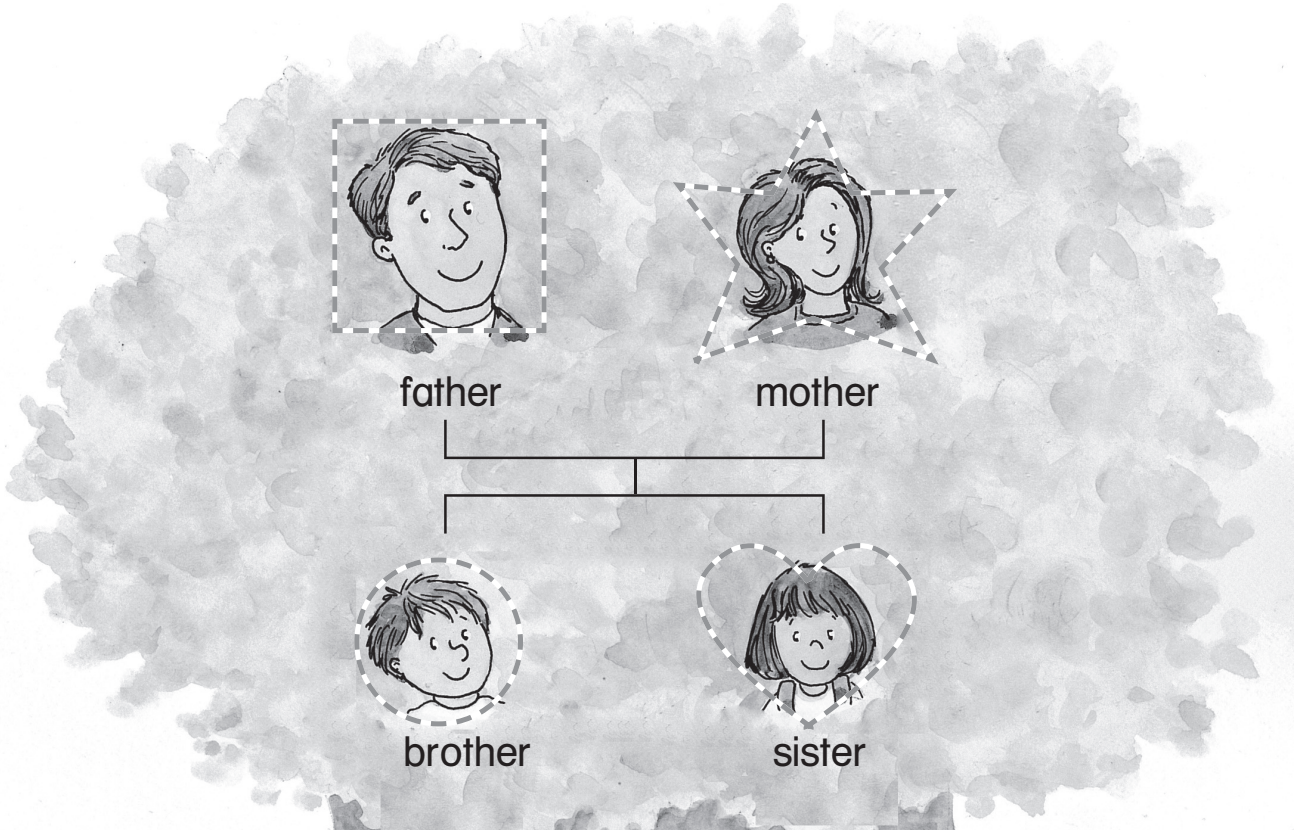
C.  Listen and point. Then sing along.





Word Time

 **A. Trace the shapes.**



 **B. Identify the family members. Draw the same shapes as above.**



Use the Words

 Which one is the same? Circle.

1. This is my father



2. This is my brother



3. This is my mother


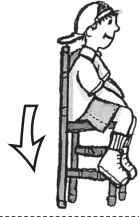




4. This is my sister



Action Word Time

 Circle this pattern across → or down ↓.







			
stand up	sit down	hands up	hands down







				
				
				
				
				

Phonics Time

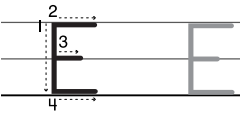

egg elephant eight farmer fan fish

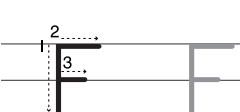
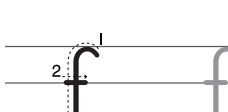
A. Circle the beginning sound.

1.   2.   3.  


4.   5.   6.  

B. Write the letters.

C. Look at exercise A. Find and circle.






Shapes

Word Time

A.  Listen and repeat.

1.



circle

2.




heart

3.



star


4.



square

B.  Listen and point below. Then chant.

C.  Listen and write the number.



Use the Words

A.  Listen and repeat.



B.  Listen and point below.

C.  Listen and point. Then sing along.



Action Word Time

A.  Listen and repeat.




walk



dive



jump



swim

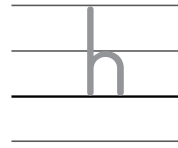
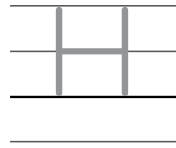
B.  Listen and point below. Then chant.

C.  Listen and write the number.



Phonics Time


A. Make the shape of each letter.




B.  Listen and point.



girl




goat



garden



horse





house



hen

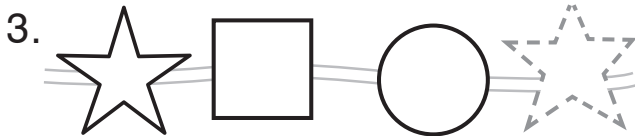
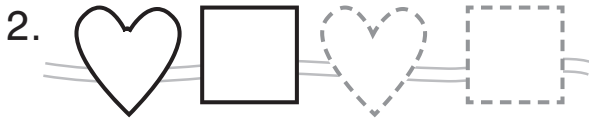
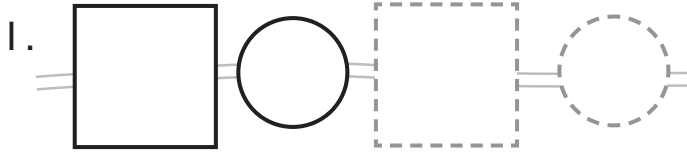
C.  Listen and point. Then sing along.






Word Time

 **A. Complete the patterns.**



B. Draw your own shape pattern. Colour.



● circle



★ star

♥ heart

■ square

Use the Words

A. Match. Colour.



B. Add your own fish above. Colour.

I see a _____.

Action Word Time

 Match.



walk



dive



swim



jump



walk



swim



dive



swim



walk



jump



swim



walk

Phonics Time

girl garden goat horse hen house

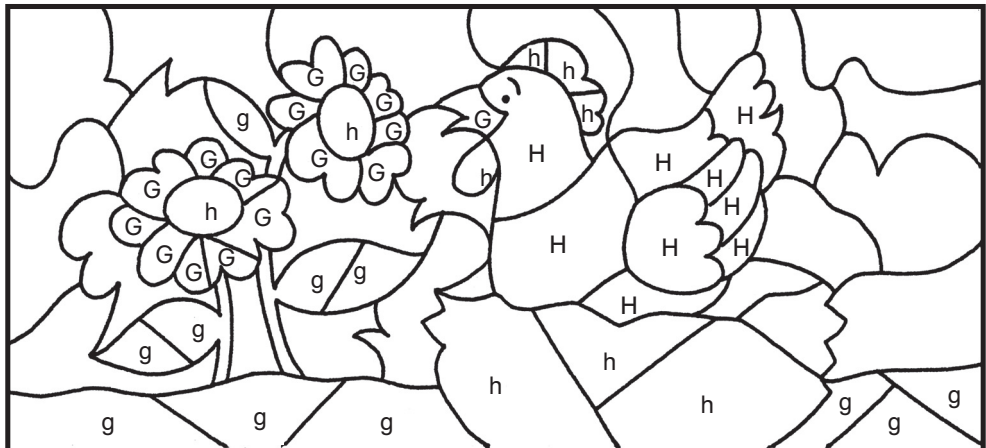
A. Circle the beginning sound.

1. <table border="1" style="display: inline-table; vertical-align: middle;"><tr><td style="padding: 5px;">g</td></tr><tr><td style="padding: 5px; border: 1px dashed black;">h</td></tr></table>	g	h	2. <table border="1" style="display: inline-table; vertical-align: middle;"><tr><td style="padding: 5px;">g</td></tr><tr><td style="padding: 5px;">h</td></tr></table>	g	h	3. <table border="1" style="display: inline-table; vertical-align: middle;"><tr><td style="padding: 5px;">g</td></tr><tr><td style="padding: 5px;">h</td></tr></table>	g	h
g								
h								
g								
h								
g								
h								
4. <table border="1" style="display: inline-table; vertical-align: middle;"><tr><td style="padding: 5px;">g</td></tr><tr><td style="padding: 5px;">h</td></tr></table>	g	h	5. <table border="1" style="display: inline-table; vertical-align: middle;"><tr><td style="padding: 5px;">g</td></tr><tr><td style="padding: 5px;">h</td></tr></table>	g	h	6. <table border="1" style="display: inline-table; vertical-align: middle;"><tr><td style="padding: 5px;">g</td></tr><tr><td style="padding: 5px;">h</td></tr></table>	g	h
g								
h								
g								
h								
g								
h								

B. Write the letters.

C. Colour the picture. Use the colour key.

G =	
g =	
H =	
h =	
 =	





Colours

Word Time

A. Listen and repeat.

1.




blue

2.



red

3.



yellow

4.



green

5.



black


B. Listen and point below. Then chant.

C. Listen and write the number.



Use the Words

A.  Listen and repeat.



B.  Listen and point below.


C.  Listen and point. Then sing along.



Action Word Time

A.  Listen and repeat.

1.



draw a circle

2.



colour the picture

3.



count the stars

4.



point to a red heart

B.  Listen and point below. Then chant.

C.  Listen and write the number.




Phonics Time


A. Make the shape of each letter.



B.  Listen and point.




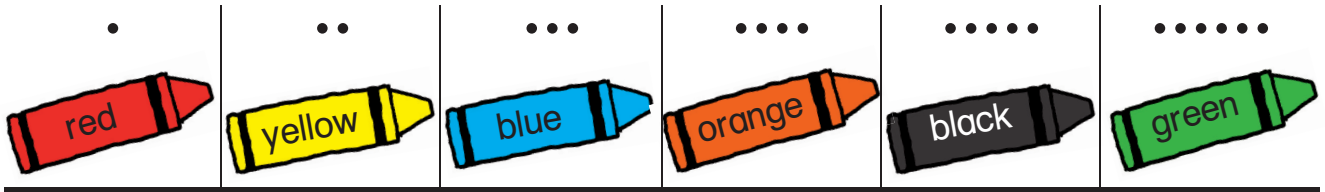
C.  Listen and point. Then sing along.





Word Time

 **A. Count the dots. Colour.**



Use the Words

  **Connect. Colour.**


1.




2.



3.



4.



5.



6.



It's _____.

Action Word Time

 Which one is the same? Circle.

1. draw a circle





2. colour the picture



3. count the stars







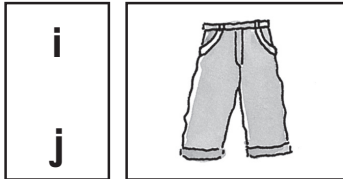
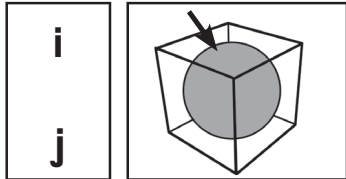
4. point to a heart







Phonics Time

ink insect in jar jacket jeans


 **A. Write the beginning sound.**

1.		2.		3.	
4.		5.		6.	

 **B. Write the letters.**

 **C. Draw the shapes around the item that begins with i and j.**









						
						















Review

Part 1

A. Listen and tick.

1.  <input type="checkbox"/>	 <input type="checkbox"/>	2.  <input type="checkbox"/>	 <input type="checkbox"/>
Mona	Sokkara	square	star
3.  <input type="checkbox"/>	 <input type="checkbox"/>	4.  <input type="checkbox"/>	 <input type="checkbox"/>
blue	green	heart	circle

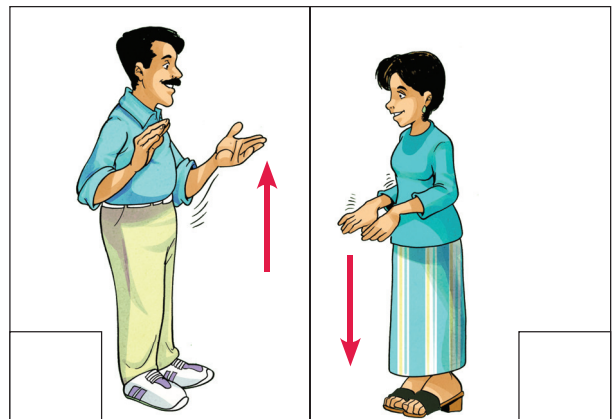



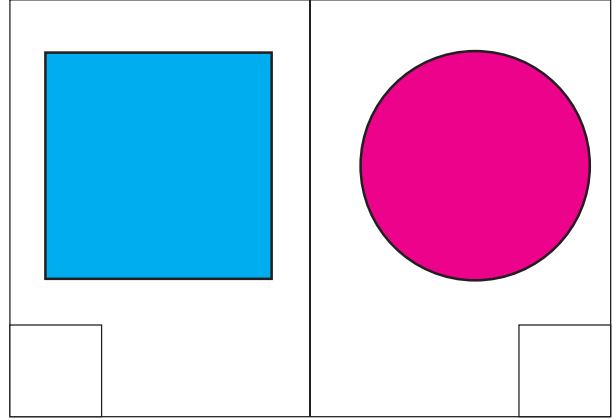

B. Listen and match.

1. ●	 black	 circle	●  yellow star
2. ●	 green	 star	●  green circle
3. ●	 red	 square	 red heart
4. ●	 yellow	 heart	●  black square

Note: Dashed lines connect the words 'black', 'green', 'red', and 'yellow' to their corresponding shapes in the right column.






Part 2

A.  Listen and tick the picture.











Part 3

A.  Listen and match.











1. •	2. •	3. •	4. •	5. •
				

Note: A dashed line connects the dot under '1.' to the dot under the fish, and another dashed line connects the dot under '3.' to the dot under the heart.

B. Look at the pictures. Circle the correct number.

<p>1 </p> <p style="text-align: center;">2 3 4</p>	<p>2 </p> <p style="text-align: center;">2 4 5</p>
<p>3 </p> <p style="text-align: center;">2 4 5</p>	<p>4 </p> <p style="text-align: center;">1 2 5</p>
<p>5 </p> <p style="text-align: center;">1 3 5</p>	<p>6 </p> <p style="text-align: center;">3 4 5</p>
<p>7 </p> <p style="text-align: center;">2 3 4</p>	<p>8 </p> <p style="text-align: center;">3 4 5</p>

C. Trace the letters. Then circle and connect.


				
•	•	•	•	•
				

Note: A dashed line connects the dot under 'Aa' to the dot under the apple, and another dashed line connects the dot under 'Cc' to the dot under the apple.

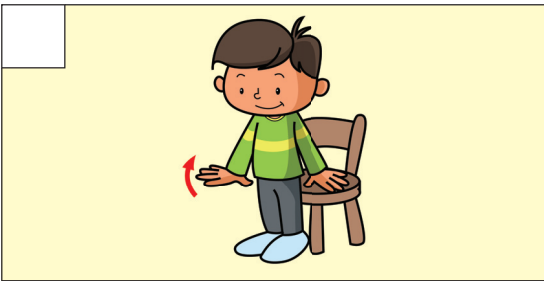

Part 4

A.  Listen and match.

1. • 2. • 3. • 4. • 5. • 6. •



B. Listen and write the number.



C. Trace the letters. Then circle and connect.




Ff

Gg

Hh

Ii

Jj


















Review

Part 1

 **A. Colour.**

					
 red	 yellow	 blue	 orange	 black	 green

 **B. Look at A. Colour below.**



 Which one is the same? Circle.

1.




Let's shake hands.



2.



Colour the picture.



3.




I see Samy.



4.




Let's wave.















 A. Trace the letters.





 B. Write the letters.




 C. Connect.

A	•		•	g
B	•		•	d
C	•		•	a
D	•		•	h
E	•		•	f
F	•		•	i
G	•		•	e
H	•		•	j
I	•		•	c
J	•		•	b



 **D. Connect in A-B-C order.**





Songs and Chants

Unit 1

1 - Word Time

The Name Chant

Samy *
Samy *

Sokkara *
Sokkara *

Mona **
Mona **

Kareem *
Kareem *

Samy, Sokkara, Mona, Kareem
Sokkara, Mona, Kareem

(Repeat)

*** Yeah!
*** Yeah!

2 - Use the Words

The Hello Song

Hello! I'm Mona.
Hello, hello, hello!

Hello! I'm Kareem.
Hello, hello, hello!

Hello, I'm Samy.
Hello, hello, hello!

Hello, I'm Sokkara.
Hello, hello, hello!

(Repeat)

3 - Action Word Time

Shake Hands

Shake hands.
Shake hands.

Smile, smile.
Smile, smile.

Nod, nod.
Nod, nod.

Wave, wave.
Wave, wave.

Shake hands, smile, nod, wave....Hello!

4 - Phonics Time

Ant on the Apple

(Melody: *Jimmy Crack Corn*)

Ant on the apple, a, a, a.

Arm, arm, a, a, a.

Ant on the apple, a, a, a.

Sing the letter A.

Boy on the bus, b, b, b.

Bird, bird, b, b, b.

Boy on the bus, b, b, b.

Sing the letter B.

Unit 2

1 - Word Time

The Counting Chant

One, One
Two, Two
Three, Three
Four, Four
Five, Five

One, Two, Three, Four, Five,

One, Two, Three **

One, Two, Three **

Four, Five, **

Four, Five, **

One, Two, Three **

Four, Five, **

One, Two, Three **

Four, Five, **

2 - Use the Words

The Age Song

I'm two years old.

I'm four years old.

I'm five years old.

Note: The symbol (*) that appears in some of the songs and chants represents handclaps.

I'm one year old.
I'm three years old.
I'm five years old.

I'm five years old.
I'm four years old.
I'm three years old.

I'm three years old.
I'm two years old.
I'm one year old.

3 - Action Word Time

Read, Read, Read

Read, read, read.
Read, read, read.

Draw, draw, draw.
Draw, draw, draw.

Count, count, count.
Count, count, count.

Write, write, write.
Write, write, write.

Read.
Read.

Draw.
Draw.

Count.
Count.

Write.
Write.

4 - Phonics Time

Cat in the Car

(Melody: *Jimmy Crack Corn*)

Cat in the car, c, c, c.

Cake, cake, c, c, c.

Cat in the car, c, c, c.
Sing the letter C.

Doll on the donkey, d, d, d.
Dog, dog, d, d, d.
Doll on the donkey, d, d, d.
Sing the letter D.

Unit 3

1 - Word Time

Father, Father

Father, father * * *
Mother, mother * * *
Father, * mother *
Father, * mother *

Sister, sister * * *
Brother, brother * * *
Sister, * brother *
Sister, * brother *
* * * Hooray!

2 - Use the Words

The Family Song

(Melody: *I'm a Little Teapot*)

This is my mother.
Yes, oh yes!
This is my sister.
Yes, oh yes!
* * * * Yes, oh yes!

This is my father.
Yes, oh yes!
This is my brother.
Yes, oh yes!
* * * * Yes, oh yes!

3 - Action Word Time

Stand Up Chant

Stand up. * *
Stand up. * *

Sit down. * *
Sit down. * *

Hands up. * *
Hands up. * *

Hands down. * *
Hands down. * *

Stand up. * *
Sit down. * *
Hands up. * *
Hands down. * *

(Repeat)

4 - Phonics Time

Eight on the Egg

(Melody: *Jimmy Crack Corn*)

Eight on the egg, e, e, e.
Elephant, elephant, e, e, e.
Eight on the egg, e, e, e.
Sing the letter E.

Fan on the fish, f, f, f.
Farmer, farmer, f, f, f.
Fan on the fish, f, f, f.
Sing the letter F.

Unit 4

1 - Word Time

The Shape Chant

Star, circle
Star, circle
Circle, square
Circle, square
Square, star
Square, star
Circle, heart
Circle, heart
Heart, square
Heart, square
Heart, star
Heart, star

2 - Use the Words

I See a Star

(Melody: *Down by the Station*)

I see a star. I see a circle.
I see a heart. I see a square.

*** (*stomp, stomp*)
Hooray!
(Repeat)

3 - Action Word Time

Walk, Walk

Walk.
Walk.
Jump.
Jump.
Dive.
Dive.
Swim.
Swim.
Walk, Jump, dive, swim!

4 - Phonics Time

Girl on the Goat

(Melody: *Jimmy Crack Corn*)

Girl on the goat, g, g, g.
Garden, garden, g, g, g.
Girl on the goat, g, g, g.
Sing the letter G.
Horse in the house, h, h, h.
Hen, hen, h, h, h.
Horse in the house, h, h, h.
Sing the letter H.

Unit 5

1 - Word Time

The Colour Chant

Red * red **
Red * red **
Black * black **
Black * black **
Yellow * yellow **
Yellow * yellow **
Green * green **
Green * green **
Blue * blue **
Blue * blue **

Red *
Red **
Black *
Black **
Yellow *
Yellow **
Green *
Green **
Blue *
Blue **
**** ** Yeah!

2 - Use the Words

It's Red

(Melody: *If You're Happy and You Know It*)

It's red. **
It's red. **
It's blue. **
It's blue. **
It's red.
It's red.
It's blue.
It's blue.
It's red. ** It's blue. **
It's yellow. **
It's yellow. **
It's green. **
It's green. **
It's yellow.
It's yellow.
It's green.
It's green.
It's yellow. ** It's green. **
It's red. **
It's red. **

It's black. **
It's black. **
It's red.
It's red.
It's black.
It's black.
It's orange. ** It's black. **

3 - Action Word Time

Write with Me

(Melody: *Mary Had a Little Lamb*)

Count with me.
Draw with me.
Colour with me.
Point to a heart.

Count with me.
Draw with me.
Colour with me.
Point to a heart.

(Repeat)

4 - Phonics Time

Ink on the Insect

(Melody: *Jimmy Crack Corn*)

Ink on the insect, i, i, i.
In, in, i, i, i.
Ink on the insect, i, i, i.
Sing the letter I.

Jeans on the jacket, j, j, j.
Jar, jar, j, j, j.
Jeans on the jacket, j, j, j.
Sing the letter J.

Word List

A

a	4
ant	4
apple	4
arm	4

B

bird	4
black	33
blue	33
boy	4
brother	17
bus	4

C

cake	12
car	12
cat	12
circle	25
colour	35
count	11

D

dive	27
dog	12
doll	12
donkey	12
draw	11

E

egg	20
-----	----

eight	20
elephant	20

F

fan	20
farmer	20
father	17
fish	20
five	9
four	9

G

garden	28
girl	28
goat	28
green	33

H

hands down	19
hands up	19
heart	25
hello	2
hen	28
horse	28
house	28

I

I	2
I'm	2
in	36
ink	36

insect	36
is	18
it's	34

J

jacket	36
jar	36
jeans	36
jump	27

K

Kareem	1
--------	---

M

Mona	1
mother	17
my	18

N

nod	3
-----	---

O

old	10
one	9

P

point to	35
----------	----

R

read	11
red	33

S

Samy	1
see	17
shake hands	3
sister	17
sit down	19
smile	3
Sokkara	1
square	25
stand up	19
star	25
swim	27

T

this	18
three	9
two	9

W

walk	27
wave	3
write	11

Y

years old	10
yellow	33

Book size : 20 × 28
Number of pages : 55
Weight of paper sheet : 80 gm
Weight of cover sheet : 300 gm
Print colour : 4 colours
Registration No. :